CRN TECNOPART, S.A.
Sant Roc 30
08340 VILASSAR DE MAR (Barcelona)
Tel 902 404 748 - 937 591 484 Fax 937 591 547
e-mail: crn@crntp.com http:// www.crntecnopart.com

CF- 070.22E

PARALLEL SELF-LIMITING HEATING CABLES

These cables apart from having a maximum power delivery per meter sets, have the characteristic that this power is self-regulating according to the temperature differential between the heating element and the temperature rating of the cable installed. This is due to the nature of the semiconductor which is the wire heating element.
This means that in an installation that includes several areas with different initial temperatures, each of which receives the energy required to reach operating temperature

This makes it very suitable for facilities containing valves, unions, or other elements that interrupt the homogeneity of the system
They can be supplied in roll or coil, or as and finishes with the corresponding cable.
The maximum length of the finished sections, depends on the total power and size of wire
Kits can be supplied over for all models..

Delivery program

SERIES	SR	CLT	LT	QLT	HLT
Temperature maitenance	65 ºC	65 ºC	65 ºC	120 ºC	120 ºC
Maximum temperature without tension	85 ºC	85 ºC	85 ºC	120 ºC	190 ºC
Power W/m a 10ºC	9, 15, 25	9, 15, 25	9, 15, 25, 32	32, 46, 63	9, 15, 25, 32, 37, 46, 56, 63

For temperatures and different powers of the set, please consult us

TYPE SR

Over jacket	Polyolefin
Bus wires	Plated Cooper
Section bus wires	1,0 mm^2
Maximun intermittent exposure	85 ºC (1000 h cumulative exposure)
Rated voltage	230V
Minimum bending radius	20 mm
Minimum temperature	-40 ºC
Moisture resistant	yes

Model	Heat output @ 10 ºC	Maximum temperature		Dim. mm	Reference
		With tension	Without tension		
SR Freeze Free	9 W / m	65 ºC	85 ºC	6,2 x 10,5	297419100
SR32J250	9 W / m	65 ºC	85 ºC	6,2 x 10,5	297413076
SR52J250	15 W / m	65 ºC	85 ºC	6,2 x 10,5	297415076
SR82J250	25 W / m	65 ºC	85 ºC	6,2 x 10,5	297418076

Maximum circuit (230V)

SR Freeze Free	SR32	SR52	SR82
145 m		120 m	100 m

TYPE CLT

Over jacket	Thermoplastic Elastomer.
Bus wires	Cooper
Section bus wires	1,22 mm^2
Maximun intermittent exposure	85 ºC (1000 h cumulative exposure)
Rated voltage	230V
Minimum bending radius	12 mm
Minimum temperature	- 40 ºC
Moisture resistant	yes

Model	Heat output @ 10 ºC	Maximum temperature		Dim. mm	Reference
		With tension	Without tension		
CLT 23-JT	9 W / m	65 ºC	85 ºC	6,7 X 11	297419011
CLT 25-JT	15 W / m	65 ºC	85 ºC	6,7 X 11	297419013
CLT 28-JT	25 W / m	65 ºC	85 ºC	6,7 X 11	297419009

Maximum circuit (230V)

CLT 23...	CLT 25...	CLT 28...
145 m	120 m	100 m

Regulations
Meets VDE

TYPE LT

Over jacket	Thermoplastic Elastomer or Fluorpolymer
Bus wires	Cooper
Section bus wires	1,22 mm^2
Maximun intermittent exposure	85 ºC (1000 h cumulative exposure)
Rated voltage	230V
Minimum bending radius	12 mm a -40 ºC
Minimum temperature	- 40 ºC
Moisture resistant	yes

Model	Heat output @ 10 ºC	Maximum temperature		Dim. mm	Reference
		With tension	Without tension		
LT 23-JT	9 W / m	65 ºC	85 ºC	6,2 X 12,2	297421001
LT 25-JT	15 W / m	65 ºC	85 ºC	6,2 X 12,2	297421002
LT 28-JT	25 W / m	65 ºC	85 ºC	6,2 X 12,2	297421003
LT 210-JT	32 W / m	65 ºC	85 ºC	6,2 X 12,2	297421004
LT 23-J	9 W / m	65 ºC	85 ºC	6,2 X 12,2	297422001
LT 25-J	15 W / m	65 ºC	85 ºC	6,2 X 12,2	297422002
LT 28-J	25 W / m	65 ºC	85 ºC	6,2 X 12,2	297422003
LT 210-J	32 W / m	65 ºC	85 ºC	6,2 X 12,2	297422004

Regulations
Approved for use in Zones 1 and 2 hazardous areas
In accordance with the European standard
EN 580014:1997 and EN 50019:2000
II 2 G D EEx e II
KEMA 03ATEX 2019U
- 40 ºC < T_{amb} < 55 ºC, T_P 85 ºC

LT....JT Over jacket Thermoplastic Elastomer
LT...J Over jacket Fluorpolymer

Maximum circuit (230V)

LT 23...	LT 25...	LT 28...	LT 210...
185 m	155 m	125 m	115 m

TYPE QLT

Over jacket	Fluorpolymer
Bus wires	Plated Cooper
Section bus wires	1,22 mm^2
Maximun intermittent exposure	120 ºC (1000 h cumulative exposure)
Rated voltage	230V
Minimum bending radius	12 mm a – 40 ºC
Minimum temperature	-40 ºC
Moisture resistant	yes

Model	Heat output @ 10 ºC	Maximum temperature		Dim. mm	Reference
		With tension	Without tension		
QLT210-J	32 W / m	120 ºC	120 ºC	5,1 x 10,5	297423600
QLT215-J	45 W / m	120 ºC	120 ºC	5,1 x 10,5	297423605
QLT220-J	63 W / m	120 ºC	120 ºC	5,1 x 10,5	297423610

Maximum circuit (230V)

QLT 210...	QLT 215...	QLT 220..
115 m	95 m	75 m

Regulations
Approved for use in Zones 1 and 2 hazardous areas
In accordance with the European standard
EN 580014:1997 and EN 50019:2000
II 2 G D EEx e II
KEMA 03ATEX 2019U
- 40 ºC < T_{amb} < 55 ºC, T_P 85 ºC

TYPE HLT

Over jacket	Fluorpolymer
Bus wires	Plated Cooper
Section bus wires	1,22 mm^2
Maximun intermittent exposure	190 ºC (1000 h cumulative exposure)
Rated voltage	230V
Minimum bending radius	12 mm a – 40 ºC
Minimum temperature	-40 ºC
Moisture resistant	yes

Model	Heat output @ 10 ºC	Maximum temperature		Dim. mm	Reference
		With tension	Without tension		
HLT23-J	9 W / m	120 ºC	190 ºC	5,1 x 10,5	297424001
HLT25-J	15 W / m	120 ºC	190 ºC	5,1 x 10,5	297424002
HLT28-J	25 W / m	120 ºC	190 ºC	5,1 x 10,5	297424003
HLT210-J	32 W / m	120 ºC	190 ºC	5,1 x 10,5	297424004
HLT212-J	37 W / m	120 ºC	190 ºC	5,1 x 10,5	297424005
HLT215-J	46 W / m	120 ºC	190 ºC	5,1 x 10,5	297424006
HLT218-J	56 W / m	120 ºC	190 ºC	5,1 x 10,5	297424007
HLT220-J	63 W / m	120 ºC	190 ºC	5,1 x 10,5	297424008

Regulations
Approved for use in Zones 1 and 2 hazardous areas
In accordance with the European standard
EN 580014:1997 and EN 50019:2000
II 2 G D EEx e II
KEMA 03ATEX 2010U
- 40 ºC < T_{amb} < 55 ºC, T_P 120 ºC

Maximum circuit (230V)

HLT23...	HLT25...	HLT28...	HLT210...
185 m	155 m	125 m	115 m
HLT212	HLT215	HLT218	HLT220
105 m	95 m	80 m	75 m

CONNECTIONS FOR HEATING CABLES NTWB PARALLEL SELF-LIMITING

TECHNICAL DATA

Rated voltage	250 Vca
Current	16A
Working temperature	- 40 ºC a 80 ºC 100 ºC short intervals
Protection	IP 66, IP 68
Dimensions	Connection Ø 33x125(135) mm External finish 22x20x37,5 mm
Connections	Cable (3x1,5 mm^2) connector. Length. 1,5 m
Regulation	VDE

Model		Description	Reference
	**NTWB-S**	Connection + termination kit	297800100
	NTWB-A	Power connection	297800200
	NTWB-E	End termination	297800300
	**NTWB-C**	Connectio for two heating tapes	297800400
	NTWB-T	T connection for three heating tapes + End termination	297800500
	NTWB-TE2	T connection for twoheating tapes + Two End termination	297800600
	NTWB-TE3	T connection for three heating tapes + Three End termination	297800700
	**NTWB-X**	Cross connection for four heating tapes + Two End termination	297800800